






Model :		911 Carrera	
Colour :	Exterior	Lava Orange	Ref : No
	Interior	Espresso Natural Leather	TB660

SPECIFICATION			
■ Dimensions			
Vehicle total weight	1,890 Kg		
Width / Length / Height	1,808 mm / 4,499 mm / 1,294 mm		
Fuel tank capacity	64 L		
■ Engine			
Number of cylinders	Horizontally opposed 6 cylinder		
Displacement	2,981 cm ³		
Engine layout	Rear engine		
Power	370 hp at 6,500 1/min		
Torque	450 Nm at 1,700 - 5,000 1/min		
Acceleration 0-100 km/h	4.4 secs (4.2 secs sport plus)		
Top speed	293 km/h		
Fuel consumption	16.24 Km/l		
Transmission	7-speed PDK		
Driveline layout	Rear-wheel drive		

OPTIONAL EQUIPMENTS	
<ul style="list-style-type: none"> ▪ LED main headlights including Porsche Dynamic Light System Plus (PDLS+) ▪ Porsche Entry & Drive ▪ ParkAssist (front and rear) with reversing camera ▪ Rear Wiper ▪ Electrically folding exterior mirrors ▪ Electric slide/tilt glass sunroof ▪ Porsche Doppelkupplung (PDK) ▪ Power steering Plus ▪ Sport Chrono Package including mode switch ▪ Sports exhaust system ▪ 20-inch Carrera S wheels ▪ Cruise control ▪ Automatically dimming mirrors with integrated rain sensor ▪ Light design package ▪ GT - Sport steering in Leather ▪ Heated multifunction steering wheel ▪ Fully electric Sports seats (14-way, electric) ▪ Seat heating 	<ul style="list-style-type: none"> ▪ Smoking package ▪ Floor mats ▪ Porsche Crest embossed on headrests Exclusive ▪ BOSE® Surround Sound-System

--	--

	Code : PJ121CU8
--	-----------------